

Scaled data based on original data using
LM-79-08 Approved Method: Electrical and Photometric Measurements of Solid-
State Lighting Products

Test Report Prepared for
Cooper Lighting Solutions
(formerly Eaton)

Brand: McGRAW-EDISON

Report Number: P940683

Luminaire Tested: **GALN-SB3D-840-U-T1**

Issue Date: 1/21/2025

Test Information

Test Method: LM-79-08
Report Number: P940683
TEST IS SCALED FROM IESNA LM-79-08 TEST DATA (G2-2405-108-2)
Test Lab: INNOVATION CENTER
Issue Date: 1/21/2025
Manufacturer: COOPER LIGHTING SOLUTIONS (FORMERLY EATON)
Product Line: McGRAW-EDISON
Catalog Number: GALN-SB3D-840-U-T1
Description: GALLEON AREA AND ROADWAY HIGH DENSITY LED LUMINAIRE
(3) 80 CRI, 4000K, 900mA LIGHTSQUARES WITH 26 LEDS EACH AND TYPE I OPTICS
Light Source: -
Ballast/Driver: -

Summary

Lumens per Lamp: N/A
Luminaire Lumens: 28891 lumens
Efficiency: N/A
Efficacy: 132.5 lumens/watt
Luminous Opening: Rectangular (W 1' x L: 1' x H: 0')
IES Classification: Type I - Short
BUG Rating: B5 - U0 - G5

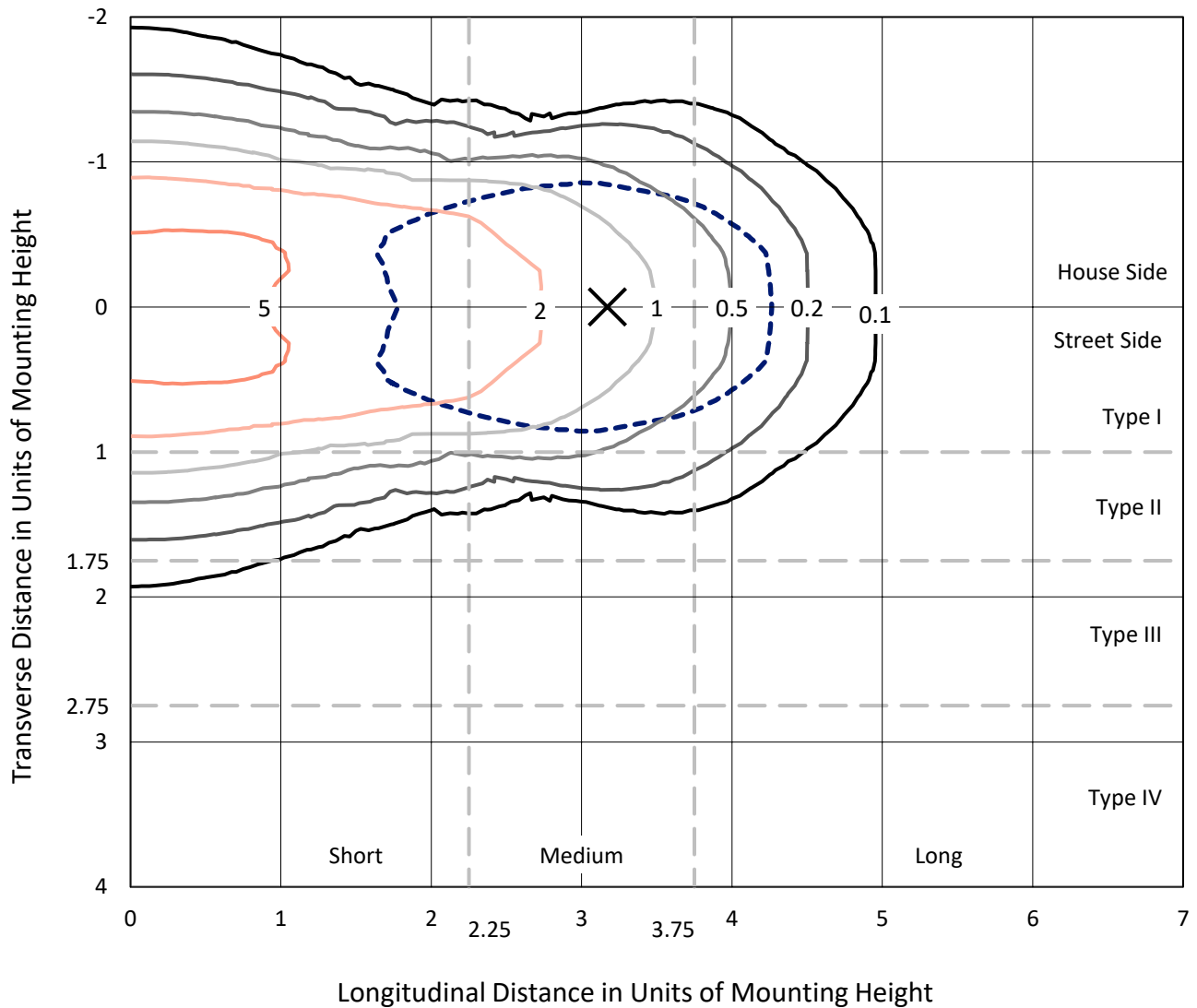
Input Watts (W): 218.1
Input Voltage (V): NR
Input Current (Ain): NR
Voltage Rise (V): NR
Power Factor: NR
Total Harmonic Distortion (THDi): NR
Frequency (hertz): 60
Stabilization Time: NR
Operation Time: NR
Ambient Temperature (°C): NR
Test Distance: 24 FT



REPORT NUMBER: P940683
 CATALOG NUMBER: GALN-SB3D-840-U-T1

Iso-Footcandle Lines of Horizontal Illumination

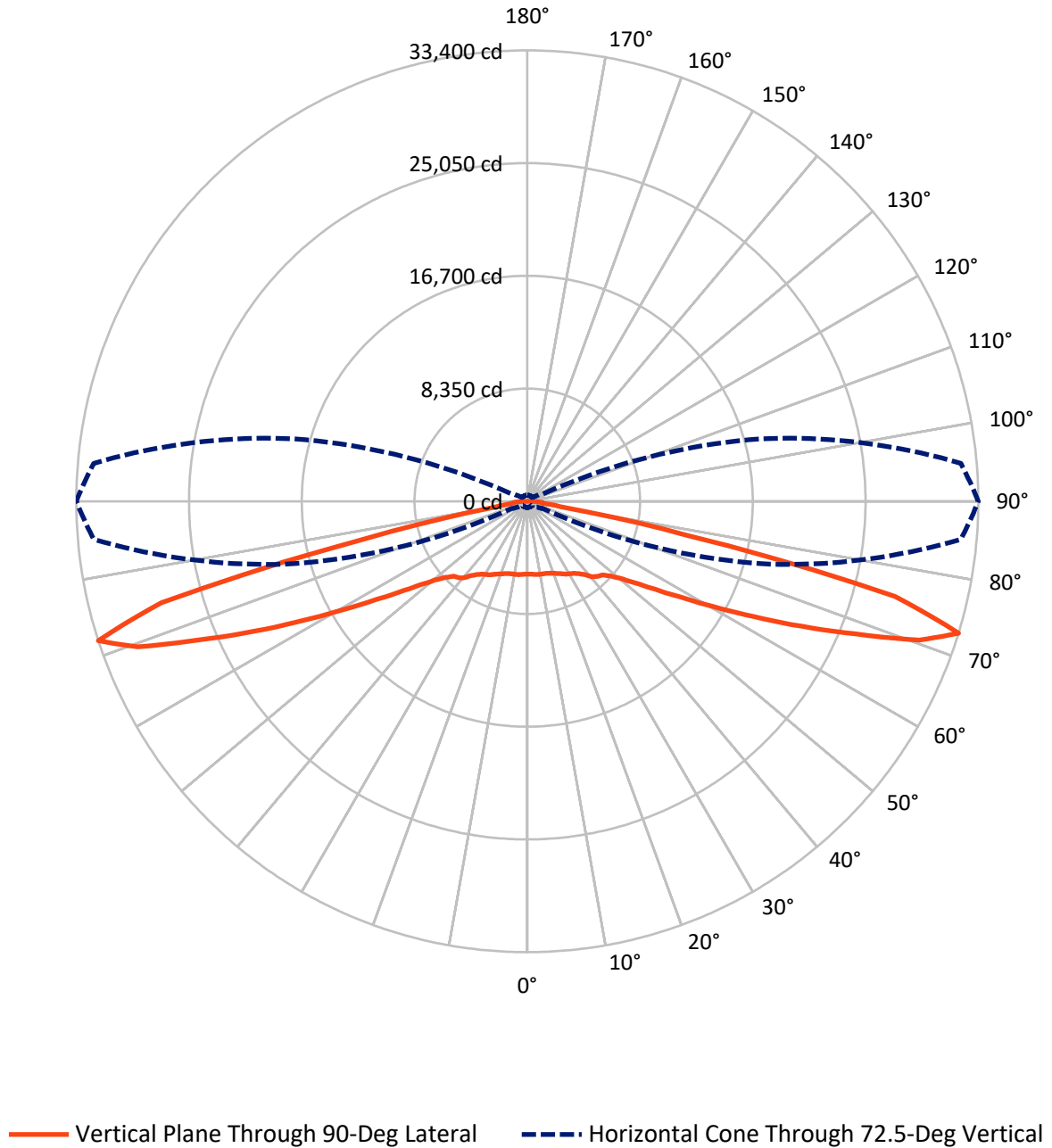
× Max cd
 - - - 1/2 Max cd



Based on 25 foot mounting height. Maximum calculated value = 8.6 fc
 Type I - Short - N/A

REPORT NUMBER: P940683
CATALOG NUMBER: GALN-SB3D-840-U-T1

Luminous Intensity Polar Plot



REPORT NUMBER: P940683
 CATALOG NUMBER: GALN-SB3D-840-U-T1

FLUX DISTRIBUTION:

		Downward	Upward	Total
House Side	Lumens	14445.5	0.0	14445.5
	% Fixture	50.0	0.0	50.0
Street Side	Lumens	14445.5	0.0	14445.5
	% Fixture	50.0	0.0	50.0
Total	Lumens	28891.0	0.0	28891.0
	% Fixture	100.0	0.0	100.0

Coefficient of Utilization

ZONAL LUMENS:

Zone	Lumens	% Fixture
0°-10°	523.5	1.8
10°-20°	1600.5	5.5
20°-30°	2668.7	9.2
30°-40°	3670.3	12.7
40°-50°	4482.5	15.5
50°-60°	5184.5	17.9
60°-70°	6181.6	21.4
70°-80°	4314.4	14.9
80°-90°	265.0	0.9
90°-100°	0.0	0.0
100°-110°	0.0	0.0
110°-120°	0.0	0.0
120°-130°	0.0	0.0
130°-140°	0.0	0.0
140°-150°	0.0	0.0
150°-160°	0.0	0.0
160°-170°	0.0	0.0
170°-180°	0.0	0.0
0°-90°	28891.0	100.0
0°-180°	28891.0	100.0



REPORT NUMBER: P940683

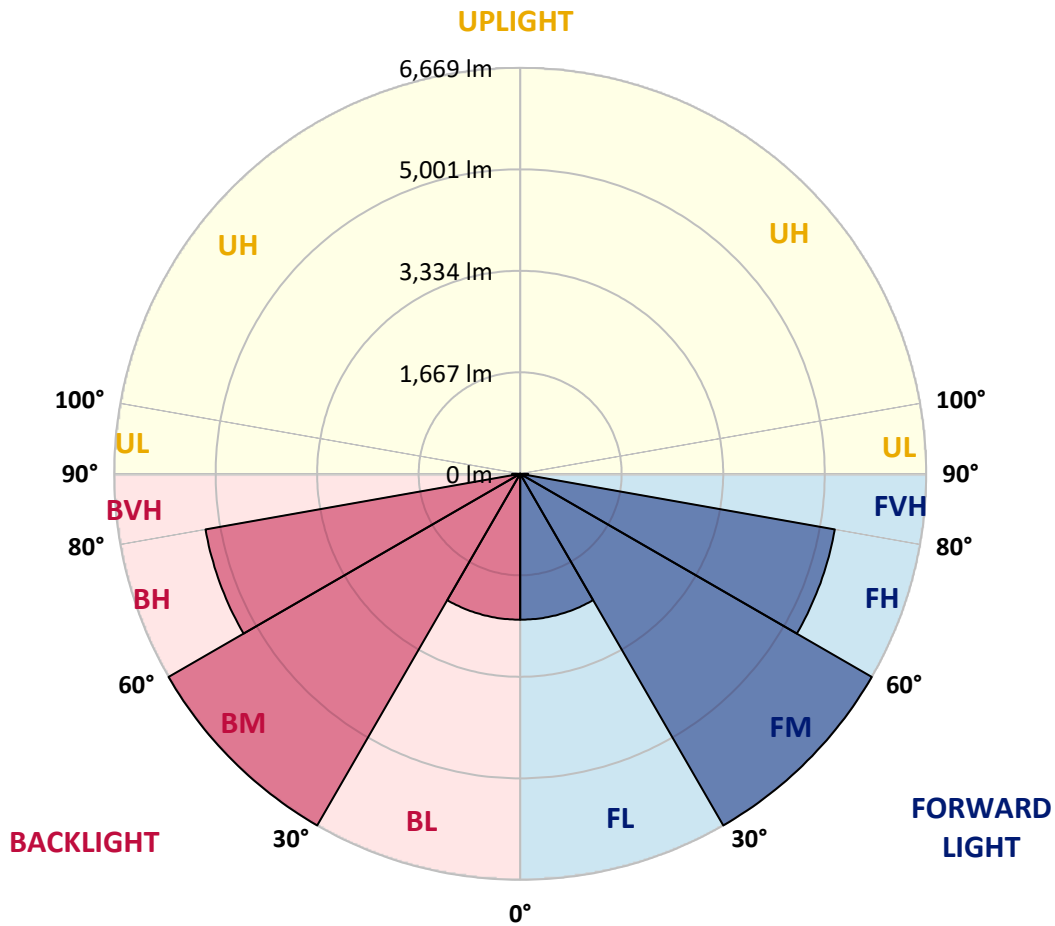
CATALOG NUMBER: GALN-SB3D-840-U-T1

LUMINAIRE CLASSIFICATION SYSTEM LUMEN TABLE AND BUG RATING:

Zone	Lumens	% Fixture	Zone Rating/Lumen Limit		
			B	U	G
FL (0°-30°)	2396.4	8.3			
FM (30°-60°)	6668.6	23.1			
FH (60°-80°)	5248.0	18.2			G3/7500
FVH (80°-90°)	132.5	0.5			G2/225
BL (0°-30°)	2396.4	8.3	B3/2500		
BM (30°-60°)	6668.6	23.1	B4/8500		
BH (60°-80°)	5248.0	18.2	B5		G5
BVH (80°-90°)	132.5	0.5			G2/225
UL (90°-100°)	0.0	0.0		U0/0	
UH (100°-180°)	0.0	0.0		U0/0	

BUG Rating: B5-U0-G5

Type I Short



REPORT NUMBER: P940683

CATALOG NUMBER: GALN-SB3D-840-U-T1

CANDELA DISTRIBUTION (FULL):

	0°	5°	15°	25°	35°	45°	55°	65°	75°	85°
0°	5398.6	5398.6	5398.6	5398.6	5398.6	5398.6	5398.6	5398.6	5398.6	5398.6
2.5°	5403.2	5409.3	5409.3	5404.7	5415.5	5406.3	5406.3	5401.7	5406.3	5401.7
5°	5430.8	5438.5	5441.6	5440.0	5453.9	5446.2	5446.2	5440.0	5441.6	5437.0
7.5°	5483.0	5493.8	5499.9	5507.6	5527.6	5518.4	5512.2	5493.8	5486.1	5473.8
10°	5499.9	5512.2	5532.2	5572.1	5618.2	5619.7	5601.3	5555.2	5519.9	5492.2
12.5°	5447.7	5464.6	5506.1	5587.4	5690.3	5731.8	5702.6	5625.8	5556.7	5507.6
15°	5381.7	5400.1	5463.1	5585.9	5737.9	5834.7	5831.6	5730.2	5619.7	5542.9
17.5°	5278.8	5297.2	5387.8	5559.8	5774.8	5934.5	5977.4	5873.0	5718.0	5615.1
20°	5093.0	5109.9	5235.8	5476.9	5787.1	6040.4	6152.5	6060.4	5866.9	5727.2
22.5°	4852.0	4878.1	5025.5	5334.1	5757.9	6151.0	6352.1	6289.1	6040.4	5846.9
25°	4594.0	4621.7	4793.6	5159.1	5682.6	6230.8	6588.6	6548.6	6236.9	5995.9
27.5°	4371.4	4400.6	4587.9	4985.6	5566.0	6261.5	6821.9	6841.9	6474.9	6160.2
30°	4196.3	4224.0	4423.6	4845.8	5415.5	6230.8	7026.1	7164.3	6717.5	6303.0
32.5°	4004.4	4039.7	4250.1	4675.4	5237.4	6157.1	7204.3	7512.9	6998.5	6456.5
35°	3761.8	3794.1	4015.2	4442.0	5004.0	6038.9	7353.2	7899.8	7400.8	6689.9
37.5°	3467.0	3497.7	3717.3	4150.3	4772.1	5873.0	7466.8	8335.9	7879.9	7026.1
40°	3170.7	3199.8	3405.6	3824.8	4494.2	5661.1	7506.7	8762.7	8429.5	7488.3
42.5°	2898.9	2925.0	3113.9	3503.9	4182.5	5390.9	7454.5	9134.3	8922.4	7810.8
45°	2648.6	2671.7	2839.0	3202.9	3858.5	5062.3	7297.9	9533.5	9508.9	8041.1
47.5°	2363.0	2386.1	2559.6	2911.2	3534.6	4676.9	7032.3	9926.6	10324.3	8563.1
50°	2014.5	2034.5	2212.6	2574.9	3198.3	4267.0	6663.8	10235.2	11353.0	9353.9
52.5°	1601.5	1623.0	1796.5	2158.8	2799.1	3826.3	6178.6	10436.3	12541.4	10508.5
55°	1191.5	1206.9	1357.3	1682.8	2304.7	3324.2	5570.6	10493.2	13889.5	12086.9
57.5°	864.4	873.7	970.4	1213.0	1747.3	2696.2	4832.0	10345.8	15494.1	14110.6
60°	700.2	703.2	732.4	839.9	1214.5	1986.9	3939.9	9839.1	17235.3	16719.3
62.5°	635.7	635.7	643.3	672.5	821.5	1311.3	2860.5	8788.8	19102.3	20015.9
65°	591.1	591.1	594.2	608.0	648.0	835.3	1805.7	7078.4	20676.2	23877.5
67.5°	551.2	552.8	551.2	555.8	578.9	617.2	1047.2	4888.8	21523.7	27878.9
70°	509.8	512.8	505.2	505.2	523.6	525.1	655.6	2680.9	20820.5	31232.3
72.5°	460.6	465.2	453.0	449.9	463.7	457.6	492.9	1286.7	17875.5	32233.4
75°	417.6	423.8	396.1	388.5	388.5	383.9	400.7	660.2	11601.7	26294.3
77.5°	379.3	391.5	347.0	322.4	316.3	302.5	327.0	403.8	5074.6	12344.9
80°	313.2	330.1	285.6	256.4	245.7	230.3	258.0	282.5	1509.3	2866.7
82.5°	233.4	241.1	202.7	182.7	173.5	162.8	193.5	196.5	491.3	1014.9
85°	148.9	152.0	124.4	107.5	102.9	98.3	122.8	107.5	187.3	746.2
87.5°	52.2	59.9	47.6	43.0	46.1	38.4	56.8	32.2	52.2	526.7
90°	0.0	0.0	0.0	0.0	0.0	0.0	0.0	0.0	0.0	0.0

(END C

90°

5398.6
5401.7
5437.0
5473.8
5487.6
5499.9
5530.6
5598.2
5701.1
5811.6
5946.7
6108.0
6227.7
6361.3
6583.9
6884.9
7337.8
7617.3
7780.0
8262.2
8976.2
10043.3
11505.0
13378.2
15796.6
18779.9
22314.5
26191.4
30788.5
33400.3
28124.6
12088.5
2745.4
1147.0
1084.0
652.6
0.0

OF REPORT)